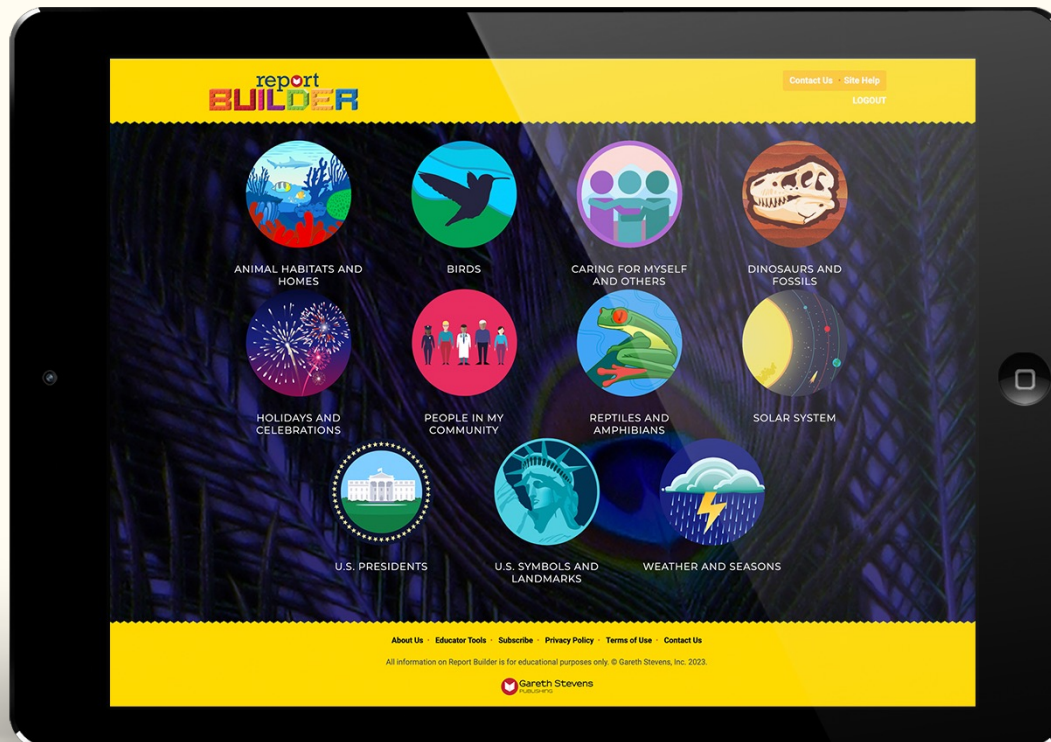
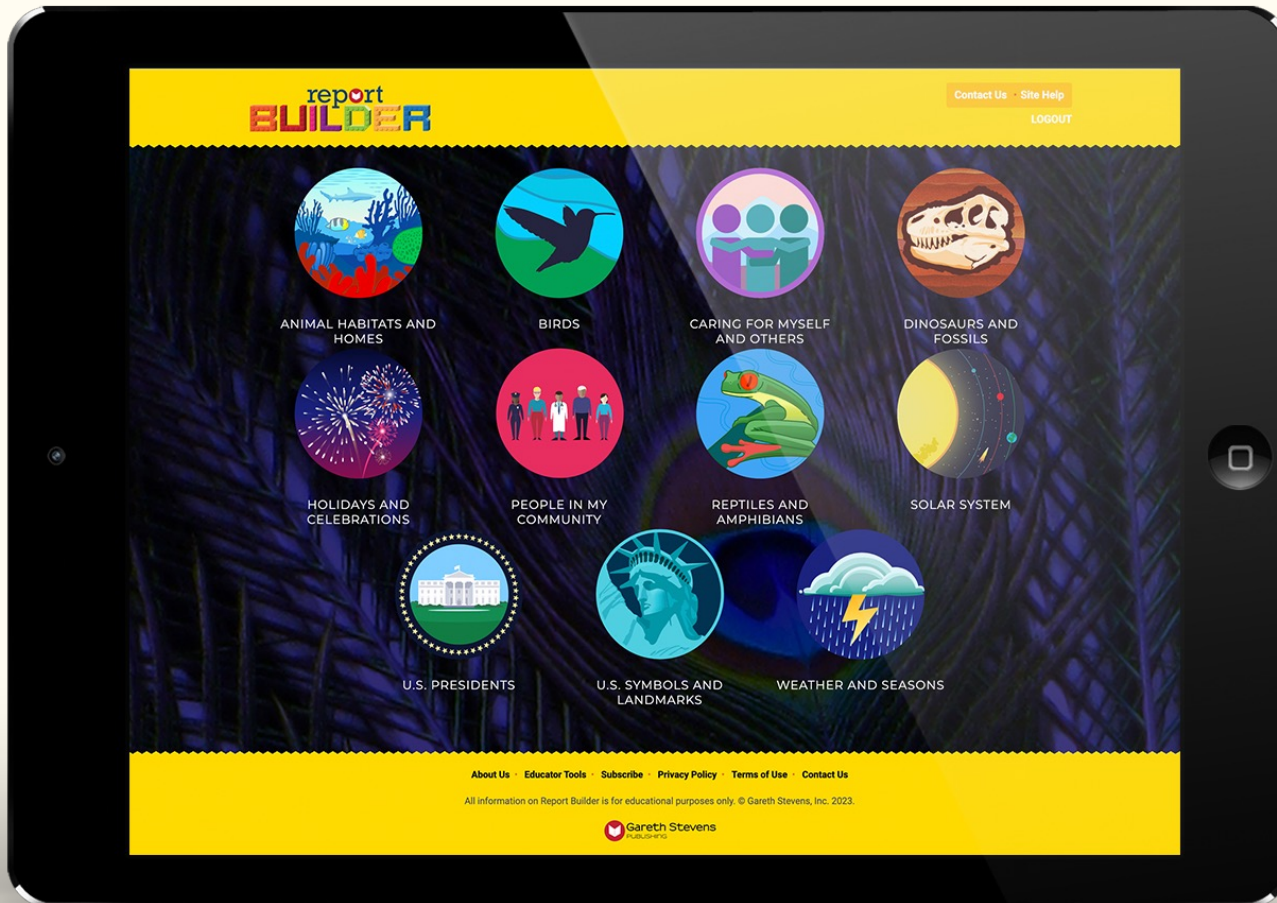


report BUILDER

The **ULTIMATE** Resource for Beginning Researchers!

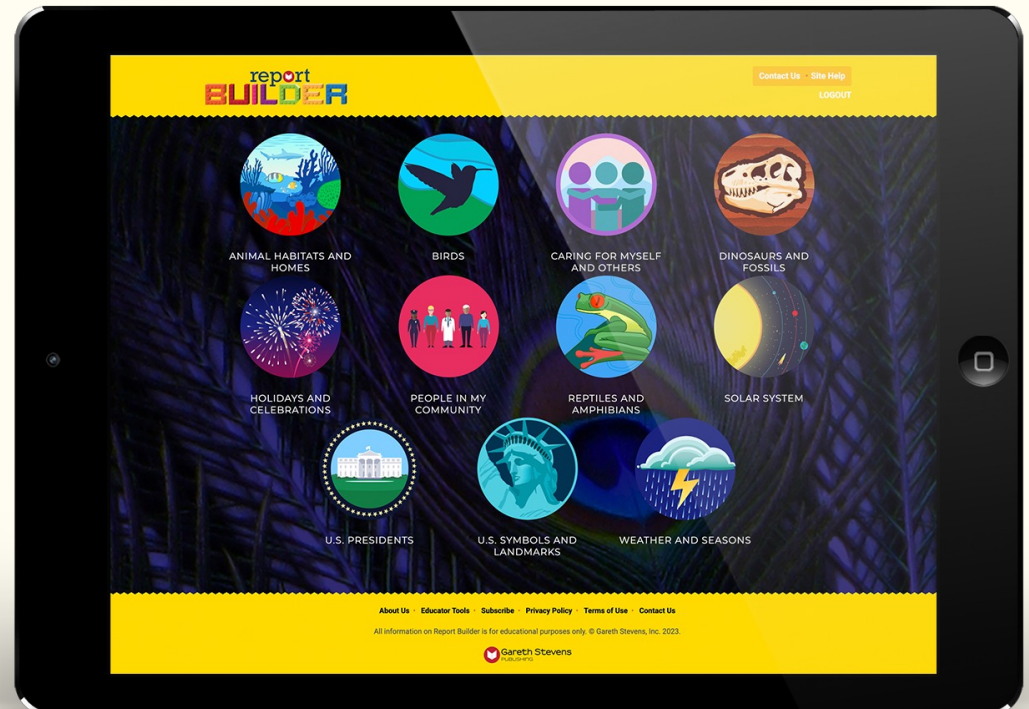


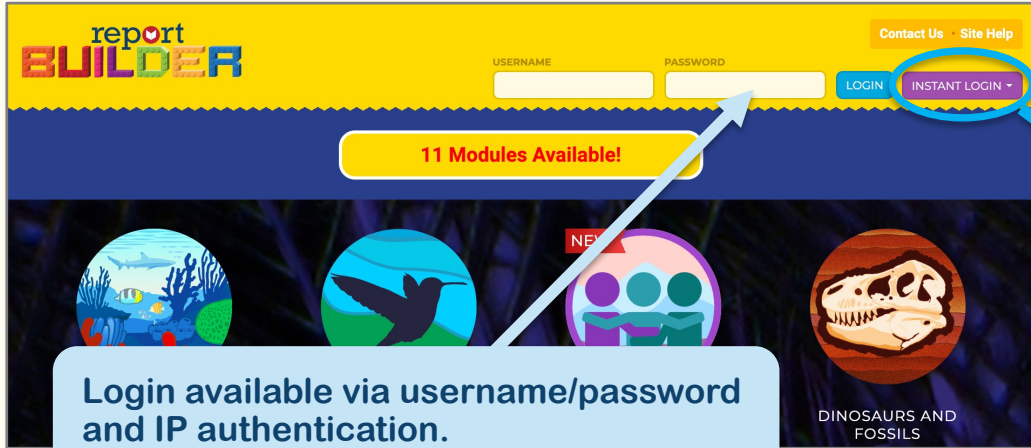
Report Builder's interactive question-and-answer approach helps emerging researchers find the information they need to write reports. Curriculum-based topics are concise and supported by eye-catching visuals.




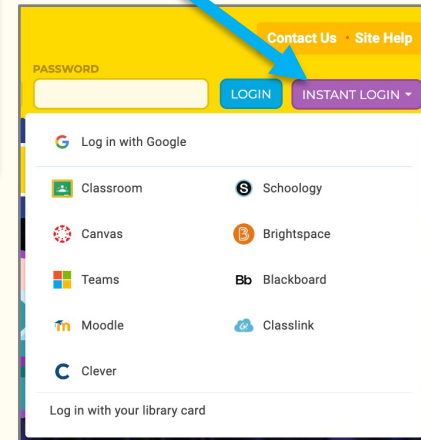
Resource Features:

- Over 700 age-appropriate articles
- 150-350 captivating images per module
- Downloadable, copyright-cleared images in multiple sizes for use on posters, digital projects, and more
- Smart keyword search helps emerging researchers find exactly what they're looking for
- Read-along text highlighting and article citations support emerging researchers
- Visual learners can explore Report Builder using its intuitive browse





Google Single Sign-On (SSO): Institutions can configure Google SSO for fast, easy access.



Once logged into Report Builder, you'll see all the resources in your subscription.

Prominent search box lists article names containing the words/letters typed.



Birds




Appealing, friendly interface allows users to search for content in multiple ways to support diverse learning styles.

Visual browse displays tiled images arranged alphabetically.

ABCDEFGHIJKLMNOPQRSTUVWXYZ


Alphabetical search allows you to see articles that begin with each letter.




African Crowned Cranes



African Grey Parrots




Albatrosses



Amazon Parrots



American Robins



Arctic Terns



Birds

For example, type the word "blue" and see the article names that appear as you type.

blue

- Blue Hen Chickens
- Blue Jays
- Blue-Footed Boobies
- Eastern Bluebirds
- Mountain Bluebirds

A B

K Y Z




African Crowned Cranes



African Grey Parrots



Albatrosses



Birds

Mockingbirds

ABCDEFGHIJKLMNOPQRSTUVWXYZ

Type your state in the search bar to learn about your state bird, reptile, or amphibian as well as landmarks and U.S. presidents associated with your state.

BIRDS

LOGOUT

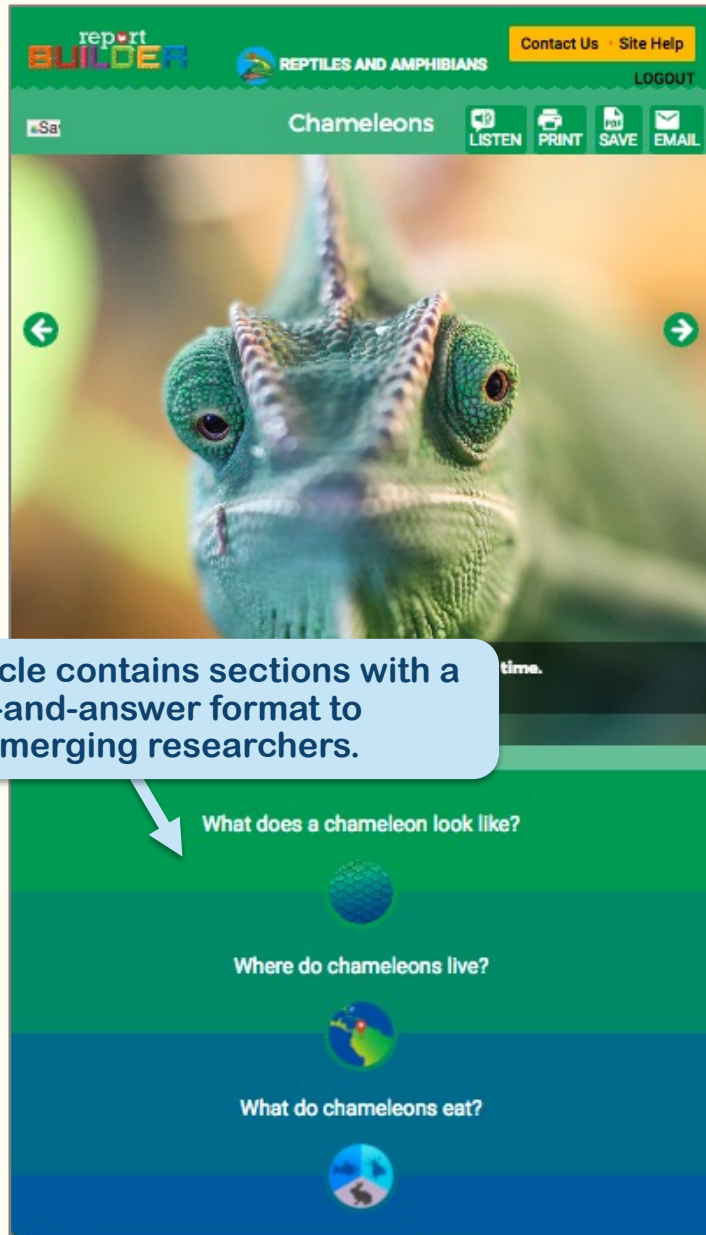
Mockingbirds

LISTEN PRINT SAVE EMAIL

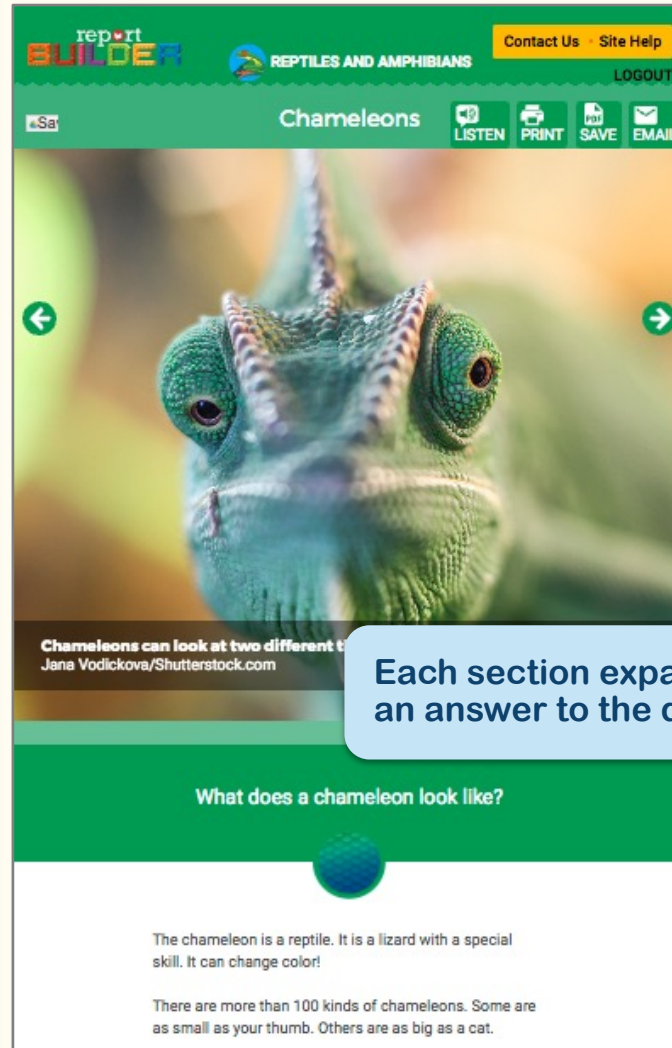


→

This mockingbird is enjoying berries.
Bonnie Taylor Barry/Shutterstock.com



Each article contains sections with a question-and-answer format to engage emerging researchers.



Each section expands to provide an answer to the question posed.

report
BUILDER

Contact Us Site Help
LOGOUT

Save

Appreciating Differences

LISTEN PRINT PDF SAVE EMAIL



← →

Diversity means that we all have differences.
wavebreakmedia/Shutterstock.com

What is diversity?

Why is it important to appreciate differences?


How can you appreciate the differences of others at school?

Dynamic format and colorful images keep learners engaged.

What is diversity?

Why is it important to appreciate differences?

It is important to be grateful for and celebrate the diversity in our world. People can speak different languages, eat different foods, and come from different family situations. Even though all people are not just like you, all people deserve respect.



The world is a very diverse place.
SALMONNEIRO/ISTOCK/Shutterstock.com

How can you appreciate the differences of others at school?

How can you appreciate the differences of others at home?

Diversity in action!

Read-along text highlighting ensures all learners read and succeed.

What is the Statue of Liberty?



The Statue of Liberty is a statue of a woman holding a torch. The monument is located in New York Bay on Liberty Island.

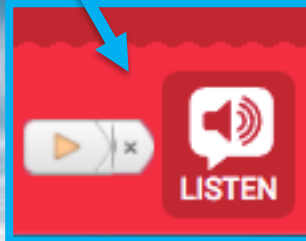
The woman in the statue is called Lady Liberty. The book she holds is supposed to be the Declaration of Independence. The Declaration was adopted on July 4, 1776. That was when America gained its freedom from the British.

What is the Statue of Liberty?



The Statue of Liberty is a statue of a woman holding a torch. The monument is located in New York Bay on Liberty Island.

The woman in the statue is called Lady Liberty. The book she holds is supposed to be the Declaration of Independence. The Declaration was adopted on July 4, 1776. That was when America gained its freedom from the British.



report BUILDER U.S. SYMBOLS AND LANDMARKS

Contact Us Site Help LOGO

Save Statue of Liberty LISTEN PRINT PDF SAVE EMAIL



The Statue of Liberty overlooks downtown Manhattan. spyarm/Shutterstock.com

What is the Statue of Liberty?



The Statue of Liberty is a statue of a woman holding a torch. The monument is located in New York Bay on Liberty Island.

The woman in the statue is called Lady Liberty. The book she holds is supposed to be the Declaration of Independence. The Declaration was adopted on July 4, 1776. That was when America gained its freedom from the British.



How can you appreciate the differences of others at home



Diversity in action!



Article citations in MLA 9 format are found at the bottom of each article to help beginning researchers cite their source.

Article Citation in MLA (Modern Language Association) Ninth Edition format:
"Appreciating Differences." *Report Builder*, Gareth Stevens Publishing, garethreportbuilder.com/article/1220/appreciating-differences. Accessed 1 Sep 2023.

Article Citation in MLA (Modern Language Association) Ninth Edition format:
"Appreciating Differences." *Report Builder*, Gareth Stevens Publishing, garethreportbuilder.com/article/1220/appreciating-differences. Accessed 1 Sep 2023.

The screenshot shows the 'report BUILDER' website interface. At the top, there is a navigation bar with the 'report BUILDER' logo on the left, a 'U.S. PRESIDENTS' section with a White House icon in the center, and 'Contact Us · Site Help' and 'LOGOUT' links on the right. Below the navigation bar, the article title 'Thomas Jefferson' is displayed. To the left of the title is a 'Save' button with a green checkmark icon. To the right of the title is a row of four red buttons: 'LISTEN' (with a speaker icon), 'PRINT' (with a printer icon), 'SAVE' (with a PDF icon), and 'EMAIL' (with an envelope icon). These buttons are circled in blue. Below this row is a large portrait of Thomas Jefferson. To the left of the portrait is a red circular button with a white left-pointing arrow. A blue callout box with a white border is positioned to the right of the portrait, containing a larger version of the 'LISTEN', 'PRINT', 'SAVE', and 'EMAIL' buttons. A blue arrow points from the top-right callout box to the 'LISTEN' button in the main interface, and a white arrow points from the bottom-right callout box to the 'PRINT' button in the main interface.

Buttons on the top right corner allow learners to print, save, and email articles with a simple click.



"Save to Google Drive" button allows users to save articles to read, print, and share later.

report BUILDER

NEW

Contact Us Site Help

LOGOUT

Caring for Myself and Others

ABCDEFGHIJKLMN OPQRSTUVWXYZ

- Appreciating Differences
- Being a Good Citizen
- Being a Good Friend
- Being a Good Listener
- Being a Good Neighbor
- Being a Good Sport
- Being Courteous
- Being Fair
- Being Helpful

A variety of educator support tools make it easy to promote usage in your school or library.

- Thinking Before You Act
- Trying and Learning New Things
- Understanding How Others Feel
- Understanding Your Emotions
- Understanding Yourself
- What's the Problem?
- Working Hard
- Working Well with Others

Educator Tools



From curriculum correlations and teacher materials to promotional materials and web buttons, you can find all the tools you need.

Educator Tools

Report Builder offers an extensive array of resources to help teachers and librarians most effectively use this online resource.

TRAINING TOOLS

PROMOTIONAL MATERIALS
posters and bookmarks

USAGE STATISTICS

USER'S GUIDE

WEB BUTTONS

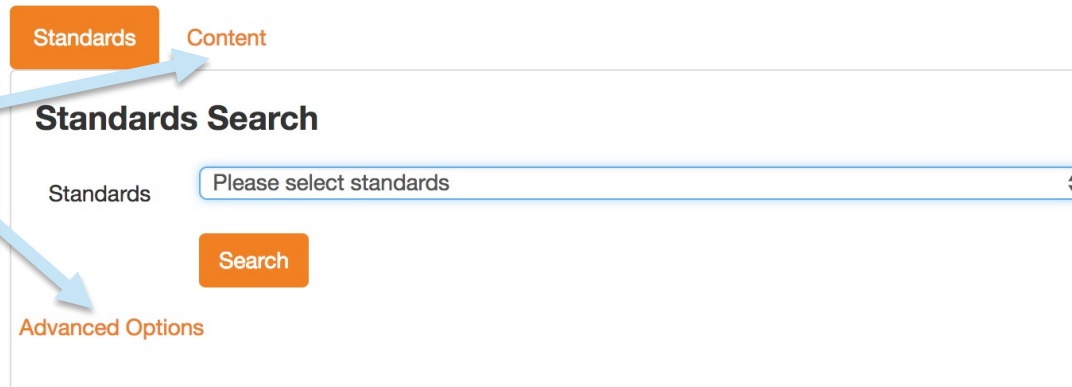
**CURRICULUM
CORRELATIONS**

TEACHER MATERIALS

Correlated to state and national standards and to Canadian provincial learning outcomes, Report Builder provides comprehensive curricular support.

It is also aligned to Common Core standards, the C3 Framework for Social Studies State Standards, Next Generation Science Standards, and National Council for Social Studies Standards.

You may search by specific standards or by a combination of subject, grade, standards, and/or search terms.

A screenshot of the "Standards Search" interface. At the top, there are two tabs: "Standards" (highlighted in orange) and "Content". Below the tabs is the title "Standards Search". Underneath, there is a label "Standards" followed by a dropdown menu with the text "Please select standards" and a downward arrow. To the right of the dropdown is an orange "Search" button. Below the search area is a link for "Advanced Options".

Standards

Content

Standards Search

Standards

[Advanced Options](#)

“Clean design and intuitive layout... ideally suited for beginning researchers. It offers age-appropriate content and a safe environment for young students.”

—*Booklist*

“Provides beginning researchers with a solid foundation in information and digital literacy. Content-driven and media-rich. Engaging and uncomplicated, it supports multiple learning styles.”

—*School Library Journal*



Gareth Stevens
PUBLISHING

For the past 40+ years, Gareth Stevens Publishing has focused on high-interest nonfiction titles aligned to meet curriculum objectives for grades PreK through 8. From an exciting line of nonfiction books designed for early-emergent to fluent readers, to engaging, on-level nonfiction books supporting the curriculum at the elementary grades, and curriculum-related topics for middle school students, our titles lead children to a lifetime of learning through high-quality, high-interest materials.